

Absent Voter Ballot Application

Clerk's Name & Address

WARNING: You must be a United States citizen to vote. If you are not a United States citizen, you will not be issued an absent voter ballot. A person making a false statement in this absent voter ballot application is guilty of a misdemeanor.


See reverse side for additional instructions and warnings.

Voter's Name & Address



You must select ONE ballot type below. If you do not select a ballot type, a ballot will not be issued to you.

- Democratic Party Presidential Primary Ballot
- Republican Party Presidential Primary Ballot
- Ballot without Presidential Primary (If available, this choice is for voters not voting in the presidential primary who wish to vote on other proposals and candidates only.)



You must select an Election below.

- March 10 Presidential Primary and November 3 General
- March 10 Presidential Primary only



I CERTIFY THAT I AM A UNITED STATES CITIZEN AND THAT THE STATEMENTS IN THIS ABSENT VOTER BALLOT APPLICATION ARE TRUE.



SIGNATURE OF ABSENT VOTER

DATE

Year of Birth (Optional)	Phone Number	Email Address
--------------------------	--------------	---------------


Complete ONLY if you want your ballot sent to a temporary address for Primary Election:	<small>(Note: Absentee ballots will not be forwarded by USPS)</small>	Date leaving for temporary address:	Date of return from temporary address:
_____	_____	____/____/____	____/____/____
<small>Temporary Street Address</small>	<small>City</small>	<small>State</small>	<small>Zip</small>

Complete ONLY if you want your ballot sent to a temporary address for General Election:	<small>(Note: Absentee ballots will not be forwarded by USPS)</small>	Date leaving for temporary address:	Date of return from temporary address:
_____	_____	____/____/____	____/____/____
<small>Temporary Street Address</small>	<small>City</small>	<small>State</small>	<small>Zip</small>

CLERK'S USE ONLY					
Ward/Pct. _____	PRIMARY Mailed ____/____/____ Returned ____/____/____	Ballot No. _____	GENERAL Mailed ____/____/____ Returned ____/____/____	Ballot No. _____	
Filed ____/____/____		Clerk _____		Clerk _____	

Ward/Precinct:

Application to Vote - Poll List (Absent Voter)



Ballot No. _____

Voter No. (Poll Book) _____

VOTER - DO NOT DETACH

Thank you for applying for an absent voter ballot. We hope you will fully exercise your voting rights and participate in every upcoming election.

If you have any questions, please contact your city or township clerk.

I certify that I am a United States citizen and a registered and qualified elector in this precinct, and hereby make application to vote at this election.



Signature of Absent Voter

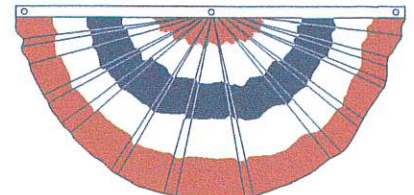
Print Name: _____

Date of Birth: _____

Residence Address: _____

Approved -

Election Inspector



**INSTRUCTIONS FOR
ABSENT VOTER BALLOT APPLICANTS**

- STEP 1.** After completely filling out the application, sign and date the application in the place designated. Your signature must appear on the application or you will not receive an absent voter ballot.
- STEP 2.** Deliver the application by one of the following methods:
- (a) Place the application in an envelope addressed to the appropriate clerk and deposit it in the United States mail or with another public postal service, express mail service, parcel post service, or common carrier. Proper postage is required.
 - (b) Deliver the application personally to the clerk's office, to the clerk, or to the clerk's authorized assistant.
 - (c) In either (a) or (b), a member of the immediate family of the voter including a father-in-law, mother-in-law, brother-in-law, sister-in-law, son-in-law, daughter-in-law, grandparent, or grandchild or a person residing in the voter's household may mail or deliver the application to the clerk for the applicant.
 - (d) If an applicant cannot return the application in any of the above methods, the applicant may select any registered elector to return the application. The person returning the application must sign and return the certificate below.

**FILL OUT THIS BOTTOM PORTION ONLY IF ASSISTING
A VOTER WITH RETURN OF APPLICATION**

Certificate of Authorized Registered Elector Returning Absent Voter Ballot Application

I certify that my name is _____ and my address is _____,
_____, my date of birth is ____ / ____ / ____;

that I am delivering the absent voter ballot application of _____
at his or her request; that I did not solicit or request to return the application; that I have not made any
markings on the application; that I have not altered the application in any way; that I have not influenced
the applicant; and that I am aware that a false statement in this certificate is a violation of Michigan
election law.

X _____

SIGNATURE OF PERSON ASSISTING THE VOTER

____ / ____ / ____

DATE

Moving between March and November? If so, you may want to consider applying for March only and reapplying for November after you move. Here's how to decide:

1. If you are moving within the same city or township and apply for both March and November, then as long as you update your registration address by September, your clerk will send you a ballot to the new address in November. You can still update your address after September, but you will need to fill out additional paperwork before you get your ballot.
2. If you are moving to a different city or township, when you update your registration address, your old clerk will cancel your absent voter ballot application for November and you'll have to reapply with the new clerk in your new city or township.

Remember, every time you move, you must update your voter registration address. It isn't updated automatically (unless you update your Michigan driver license or Personal ID card address). Find out how to update your registration address online at Michigan.gov/Vote. If you have a Michigan driver license or personal ID card, you can update your address online.